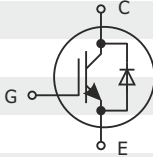

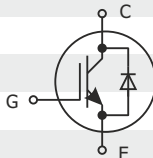



Roadmap

IGBT - Insulated Gate Bipolar Transistors

Part No.	Voltage [V]	Current [A]	Switching Frequency	Configuration	Package
DIW030M060 *	600	30	M		
DIW100S060 **	600	100	S		
DIW050F065 *	650	50	F		
DIW075M065 *	650	75	M		
DIW115F065 **	650	115	F		
DIW025F120 **	1200	25	F		 TO-247
DIW040S120 **	1200	40	S		
DIW040M120 *	1200	40	M		
DIW040F120 **	1200	40	F		
DIW070M120 **	1200	70	M		
DIW030F135 *	1350	30	F		
DIW040F135 *	1350	40	F		
DIP075F065 **	650	75	F		 TO-247 Plus
DIP050S120 **	1200	50	S		
DIP050M120 **	1200	50	M		
DIP075M120 **	1200	75	M		
DIP100M120 **	1200	100	M		

Switching Frequency

- 20 kHz: ReSonant - Low VCEsat, Inductive Heating
- 50 kHz: Medium - UPS, Solar Inverter, PTC Heating
- 100 kHz: Fast - Drive Inverter, PFC

* Samples available! ** Next to come